



myKC Account set up directions

Go to Kishwaukee College's website www.kishwaukeecollege.edu and click on the myKC.



The myKC landing page will then appear.



Welcome to myKC!



myKC gives you access to a wide variety of information and services through a single web interface. Content and services are specific to you and reflect your roles within the college.

myKC is your link to what's happening, your source for College news and announcements, and your starting point for access to online tools such as E-mail, Desire 2 Learn (D2L), KishSOS, KishConnect, Calendar and other resources. Make the most of your web experience by logging on to myKC.

[myKC Outage Calendar](#)

STUDENTS	FACULTY AND STAFF
Log-in Instructions: Using on-campus computer Using personal device	Log-in Instructions: Using on-campus computer Using personal device off-campus
<ul style="list-style-type: none">> Search and register for classes> Check your email> Pay your bill> Access your online courses	<ul style="list-style-type: none">> Check your email> Enter grades> Pay invoices> Access shared internal documents

Need Help?

- [KishSOS](#)
- [Setup or change your KishID Account](#)
- [Find your KishID Username](#)

If you know your username and Kishwaukee Student ID# click on the **Setup or change your KishID account**. If you do NOT know your username or Student ID# click on the **Find your KishID Username**.

Find your KishID Username - Enter your last name and SSN or Student ID number, then SUBMIT.

The screenshot shows the KISH SOS student online services website. The header includes the KISH SOS logo and navigation links: LOG IN, MAIN MENU, DEFAULT MENU, HELP, and CONTACT US. A 'Welcome Guest!' message is visible in the top right. The main content area is titled 'What's my KishID Information' and contains the following text: 'In order to retrieve your Username you must fill in your last name and one of the two additional identifying numbers.' Below this, there is a legend: '* = Required'. The form fields are: 'Last Name *' (text input), 'SSN' (text input), 'OR', and 'KishID Number' (text input). A 'SUBMIT' button is located at the bottom of the form. The footer includes navigation links: LOG IN, MAIN MENU, DEFAULT MENU, HELP, CONTACT US, and a 'What's My Password?' link. It also features the text 'Powered by KISH Connect get connected!' with the KISH Connect logo.

Setup or change your KishID account

Welcome to KishID

ALL computer users must setup a KishID account.

All users must have this account setup in order to use myKC, Student & Staff Email, D2L and more. As new systems are added, we will notify everyone about the new system as well as add them to the list of systems using KishID.

To see this list [Click here!](#)

The password you setup using KishID is valid for six months, at six months your password will need to be changed to something different. This will happen every six months.

To enable your KishID account, please follow the link to setup your KishID Account.

[Setup your KishID Account](#)


For accounts already created, please follow the link to reset your KishID Account Password.

[Reset your KishID Account Password](#)

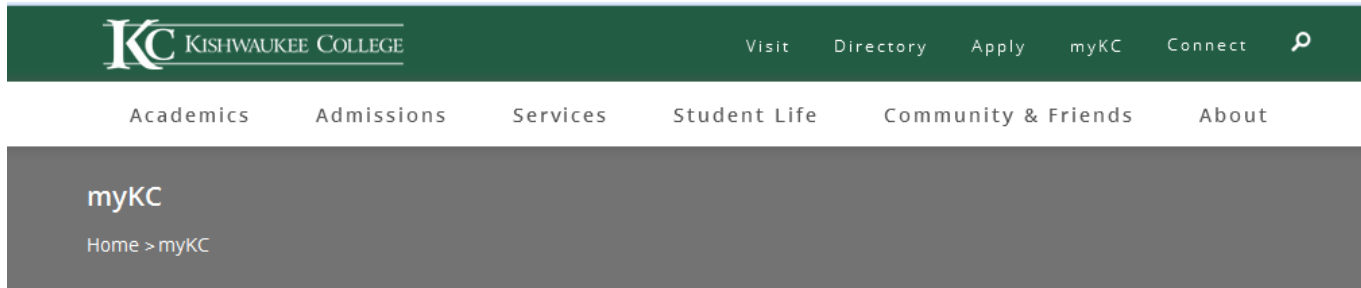
KishID account setup walkthrough:



Follow the steps and set up your myKC account/Portal page. Then from the home page click the myKC link.



Login Here (this page also includes instructions on logging in from your personal computer and at the bottom is browser compatibility).



Welcome to myKC!



myKC gives you access to a wide variety of information and services through a single web interface. Content and services are specific to you and reflect your roles within the college.

myKC is your link to what's happening, your source for College news and announcements, and your starting point for access to online tools such as E-mail, Desire 2 Learn (D2L), KishSOS, KishConnect, Calendar and other resources. Make the most of your web experience by logging on to myKC.

[myKC Outage Calendar](#)

STUDENTS	FACULTY AND STAFF
<p>Log-in Instructions: Using on-campus computer Using personal device</p> <ul style="list-style-type: none"> > Search and register for classes > Check your email > Pay your bill > Access your online courses 	<p>Log-in Instructions: Using on-campus computer Using personal device off-campus</p> <ul style="list-style-type: none"> > Check your email > Enter grades > Pay invoices > Access shared internal documents

Your personalized portal page will then appear. myKC is your link to what's happening, your source for College news and announcements, and your starting point for access to online tools such as E-mail, Desire 2 Learn (D2L), KishSOS, KishConnect, Calendar and other resources. Make the most of your web experience by logging on to myKC.